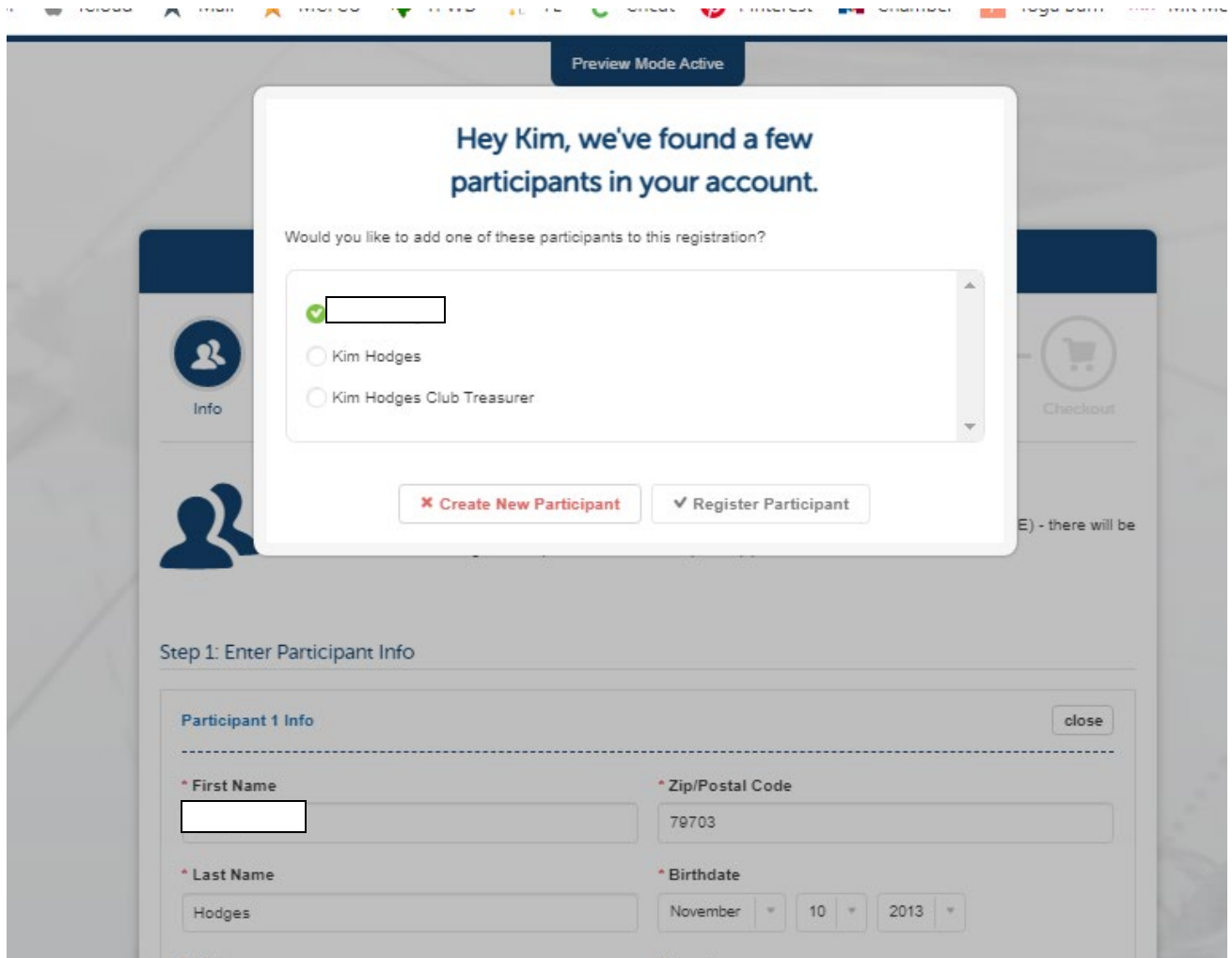


If you have played Academy with us before you will see a screen that allows you to choose your child by clicking Register Participant – if not, you will create a New Participant – YOUR CHILD IS THE PARTICIPANT.





Fill out PARTICIPANT INFO (player's info) – include the PLAYER'S date of birth (not the parent)


Preview Mode Active


FC Dallas West Texas

Fall 2021 Midland Academy Registration


Info


Docs & Waivers


Participant Fees


Checkout

Participant Info

Please enter your CHILD'S NAME as the PARTICIPANT below (PARTICIPANT FIRST AND LAST NAME) - there will be a box further down in the registration process to enter the parent(s) names.

Step 1: Enter Participant Info

Participant 1 Info close

<p>* First Name</p> <input type="text"/>	<p>* Zip/Postal Code</p> <input type="text" value="79703"/>
<p>* Last Name</p> <input type="text" value="Hodges"/>	<p>* Birthdate</p> <input type="text" value=""/> <input type="text" value="November"/> <input type="text" value="10"/> <input type="text" value="2013"/>
<p>* Address</p> <input type="text"/>	<p>* Gender</p> <input type="text"/>

* Last Name
Hodges

* Birthdate
November 10 2013

* Address
1604

* Gender
Female

* City
Midland

* State/Province
TX

Player Photo



* Photo Upload

Choose File

Note: JPEG format suggested. Photos larger than 200x280 pixels will be cropped automatically.

Additional Participant Info

Existing Jersey Number (Returning Players)

* Select Your Midland Academy Age Group [?](#)

Preferred Jersey Number (New Players)

BE SURE TO SELECT THE CORRECT TEAM FOR YOUR CHILD – WATCH TO BE SURE YOU PICK BOYS OR GIRLS AND THE CORRECT BIRTH YEAR

After you finish entering your player's (participant) info, you will enter the parent info – after you finish the registration, please be sure to log in to the TeamSnap website and click on the green SMS box by your phone number to ensure you will receive all text communication (you may also enter additional adult contact information).

[👤 Import Past Participant](#)

[👤 Add Another Participant](#)

Step 2: Enter Parent Info

Parent 1close

*** Parent 1 First Name**

*** Parent 1 Cell Phone**

*** Parent 1 Last Name**

*** Parent 1 Email**

Parent 2close

Parent 2 First Name

Parent 2 Cell Phone

Parent 2 Last Name

When you finish entering 1 or 2 parents, click on the blue Save & Continue button

Parent 2 close

Parent 2 First Name





Parent 2 Cell Phone

Parent 2 Last Name

Parent 2 Email

Step 3: Show or Hide Info

Hide all contact information from teammates

Save & Continue ▶

There are several items you will be required to attach – a copy of your child’s birth certificate and their US Club player form (found on our website) along with a copy of your receipt for payment – copy and paste the link (including the “-“ at the end) to make your payment and save a copy of the receipt as a pdf – you will need to attach it here. Click on “choose file” for each item to upload it. Please be sure your child’s birth certificate is legible.

Fall 2021 Midland Academy Registration

Info Docs & Waivers Participant Fees Checkout

Documents & Waivers

YOU WILL FOLLOW THE LINK BELOW TO LEAVE THIS SITE AND MAKE YOUR PAYMENT IN PAYSIMPLE (copy and paste the ENTIRE link to complete your payment (or you can highlight it and right click it to choose "Go to https://payments.paysimple.com/Login/..." - when complete, SAVE YOUR RECEIPT as a .pdf to attach here. After attaching your payment receipt, Birth Certificate and US Club forms be sure to click the DONE button beside each of the items. Then click to acknowledge both waivers. You will see 5 green checkmarks when you have completed these items.

Hodges

*** COPY AND PASTE THE ENTIRE LINK BELOW (include the - at the end) to make your payment, save the receipt as a .pdf and attach here to proceed.**

<https://payments.paysimple.com/Login/CheckOutFormLogin/IDyn8L5Q8XX7-x3pMdD2Qca6Qws->

Document Upload **Done**

No file chosen

*** Birth Certificate**

UPLOAD A COPY OF YOUR CHILD'S BIRTH CERTIFICATE. ***ENSURE THE UPLOADED IMAGE

Once you upload each item, you will see the file beside the “choose file” button. Then you MUST CLICK THE BLUE “DONE” BOX to ensure it gets attached.

Fall 2021 Midland Academy Registration

Info — Docs & Waivers — Participant Fees — Checkout

Documents & Waivers

YOU WILL FOLLOW THE LINK BELOW TO LEAVE THIS SITE AND MAKE YOUR PAYMENT IN PAYSIMPLE (copy and paste the ENTIRE link to complete your payment (or you can highlight it and right click it to choose "Go to https://payments.paysimple.com/Login/..." - when complete, SAVE YOUR RECEIPT as a .pdf to attach here. After attaching your payment receipt, Birth Certificate and US Club forms be sure to click the DONE button beside each of the items. Then click to acknowledge both waivers. You will see 5 green checkmarks when you have completed these items.

Hodges

*** COPY AND PASTE THE ENTIRE LINK BELOW (include the - at the end) to make your payment, save the receipt as a .pdf and attach here to proceed.**

<https://payments.paysimple.com/Login/CheckOutFormLogin/IDYn8L5Q8XX7-x3pMdD2Qca8Qws->

Document Upload

img076.jpg

*** Birth Certificate**

UPLOAD A COPY OF YOUR CHILD'S BIRTH CERTIFICATE. ***ENSURE THE UPLOADED IMAGE

If all of your documents are correctly attached, you will see a tiny green arrow beside each of them. Then you can move on to the waivers to be read.



YOU WILL FOLLOW THE LINK BELOW TO LEAVE THIS SITE AND MAKE YOUR PAYMENT IN PAYSIMPLE (copy and paste the ENTIRE link to complete your payment (or you can highlight it and right click it to choose "Go to https://payments.paysimple.com/Login/..." - when complete, SAVE YOUR RECEIPT as a .pdf to attach here. After attaching your payment receipt, Birth Certificate and US Club forms be sure to click the DONE button beside each of the items. Then click to acknowledge both waivers. You will see 5 green checkmarks when you have completed these items.

Hodges



✓ COPY AND PASTE THE ENTIRE LINK BELOW (include the - at the end) to make your payment, save the receipt .pdf and attach here to proceed.



✓ Birth Certificate



✓ US Club Registration Form


• Release of Liability

Recognizing the possibility of physical injury associated with soccer and in consideration for the FCD WTX Academy accepting the above listed individual as a player for FCD WTX Academy, I hereby release and discharge FCD WTX, a Texas non-profit corporation, its officers, directors, coaches, managers, employees and associated personnel, including the owners of any fields and facilities utilized by FCD WTX, against any and all claims by or on behalf of the player as a result of the player's participation with FCD WTX and/or being transported to or from the same, which transportation I hereby authorize.


By checking this box I agree to the terms of the waiver.

• Financial Obligation

After checking to radial beside the Release of Liability and Financial Agreement you will see the tiny green check marks next to them as well. Once you see all 5 green check marks you can click Save & Continue.

 YOU WILL FOLLOW THE LINK BELOW TO LEAVE THIS SITE AND MAKE YOUR PAYMENT IN PAYSIMPLE (copy and paste the ENTIRE link to complete your payment (or you can highlight it and right click it to choose "Go to https://payments.paysimple.com/Login/..." - when complete, SAVE YOUR RECEIPT as a .pdf to attach here. After attaching your payment receipt, Birth Certificate and US Club forms be sure to click the DONE button beside each of the items. Then click to acknowledge both waivers. You will see 5 green checkmarks when you have completed these items.

- COPY AND PASTE THE ENTIRE LINK BELOW (include the - at the end) to make your payment, save the receipt .pdf and attach here to proceed.
- Birth Certificate
- US Club Registration Form
- Release of Liability
- Financial Obligation



You will have paid your fees and attached your receipt in the Docs and Waivers step, but you still must acknowledge they are paid by selecting the radial button next to Midland Academy \$100. Nothing is due here. Click the Save & Continue button.

Fall 2021 Midland Academy Registration

Info Docs & Waivers Participant Fees Checkout

Participant Fees

By clicking this button below I verify my payment of \$100 was made via the link to PaySimple and I attached the receipt in the previous screen.

Hodges's Participant Fees

MIDLAND ACADEMY Registration fee \$100 * (Required)

Fall 2021 Midland Academy fee is \$100 for practices - training sessions will be Mondays beginning September 13 for 7 sessions. You must complete your payment of \$100 in Paysimple prior to completing this registration.

Midland Academy | \$100.00

Info Docs & Waivers Participant Fees Checkout

Save & Continue

This is the checkout screen. It is saying you've paid your \$100 and you are ready to check out.

Fall 2021 Midland Academy Registration

Info — Docs & Waivers — Participant Fees — Checkout

Checkout

Please click the Continue Checkout button below to complete your registration process.
\$100 FEE WAS MADE THROUGH PAYSIMPLE.

Fall 2021 Midland Academy Registration Fees

Participant Fees

<input type="text"/> Hodges	Midland Academy	\$100.00
-----------------------------	-----------------	----------

[Add Another Participant](#)

Total Fees

Participant Fees	\$100.00
Form Fees	\$0.00
Total	\$100.00

Ignore the checkout instructions (they are default in the system and we cannot change the message). Your PaySimple receipt that you attached in the Docs and Waivers step is your payment confirmation. Just click Continue Checkout.

Step 1 : Choose a Payment Method

Pay Offline



Checkout Instructions

Please continue to our offline payment confirmation screen to print your offline voucher and complete checkout.

Order Summary

Registration Fees	\$100.00
Checkout Total	\$100.00

[Continue Checkout >](#)

Whew – you are almost done. Just click on either of the Print Voucher links to print a receipt of registration. Please keep this with you as there will be random checks to ensure all participants have completed registration.



Thanks for Registering!

Please print and carry your voucher with payment to make sure you don't get lost in the shuffle. [Print Voucher](#)

IGNORE EVERYTHING ELSE ON THIS PAGE REGARDING MAKING PAYMENTS - it is preset text from TeamSnap that we cannot change. We will verify your payment was made in PaySimple and let you know if there were any issues. Please print this form as confirmation you have registered for Midland Academy - you may be asked to present this form at practices.

Make Payment to:

FC Dallas West Texas

Send to:

FCD WTX
PO Box 60561
Midland, TX 79711

Please print this receipt and return the bottom portion with payment.

Registration ID: #7428669

Participant Fees

<input type="checkbox"/>	Hodges	Midland Academy	\$100.00
--------------------------	--------	-----------------	----------

Total Fees

Total Amount Due	\$100.00
------------------	----------



Thanks for Registering!

Please print and return your voucher with payment to make sure you don't get lost in the shuffle. [Print Voucher](#)

IGNORE EVERYTHING ELSE ON THIS PAGE REGARDING MAKING PAYMENTS - it is preset text from TeamSnap that we cannot change. We will verify your payment was made in PaySimple and let you know if there were any issues. Please print this form as confirmation you have registered for Midland Academy - you may be asked to present this form at practices.

Make Payment to:

FC Dallas West Texas

Send to:

FCD WTX
PO Box 60561
Midland, TX 79711

Please print this receipt and return the bottom portion with payment.

Registration ID: #7428669

Participant Fees

<input type="checkbox"/>	Hodges	Midland Academy	\$100.00
--------------------------	--------	-----------------	----------

Total Fees

Total Amount Due	\$100.00
------------------	----------

[Print Voucher](#)

What's Next?

Thank you for registering for FCD WTX Academy. You will receive an email to join this team in team snap please accept this request to view new team announcements, schedules, and communicate with your team manager and/or coach.

Visit your TeamSnap dashboard to check your status, re-print your voucher, or pay online.

[Go to Dashboard](#)